

# Stadium Light

OB-SD-100w | 200w | 300w | 400w | 600w | 800w | 900w | 1200w | 1440w



## Key Features

- CERoHS PSE certifications
- High CRI
- Warm/Natural/Cool/Cold white
- High Power CREE Chips
- Hexagonal Screwless Fascia operate
- Light is soft and uniform,
- Wind Resistance
- ADC12 Aluminium High Quality Optics Maximum



### Product Certification

Certified under CE, RoHS and PSE regulations

### Water proofing


**IP67** glass protection weatherproofing connectors and siliconing sealing for better outdoor protection.

### Versatile

It is a truly unique, versatile, high powered and robust floodlight, offering countless configurations to achieve the uniform light coverage you require.

### Angle Adjustable

Meanwell drivers for ultimate reliability there's no other high mast solution like it on the market. Designed with passion, built with pride.



- IP67
- Mean Well driver, input voltage AC85-265V
- CREE
- CE, ROHS
- Beam angle is from 10° to 120°

# Stadium light

## Technical Specifications

OB-SD  
100w | 200w | 300w | 400w | 600w | 800w | 900w | 1200w | 1440w



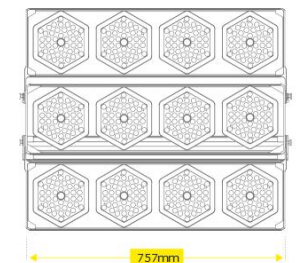
Power (±5%)	100W	200W	300W	400W	600W	800W	900W	1200W
Lumen (±%)	140lm/w	140lm/w	140lm/w	140lm/w	140lm/w	140lm/w	140lm/w	140lm/w
Lamp Flux (%)	14000lm	28000lm	42000lm	56000lm	84000lm	112000lm	126000lm	168000lm
LED Chips	CREE	CREE	CREE	CREE	CREE	CREE	CREE	CREE
Qty of Chips	168pcs	336pcs	504pcs	672pcs	1008pcs	1344pcs	1512pcs	2016pcs
LED Junction Temp.	120°C							
CCT	4000K / 5000K / 5700K / 6500K							
CRI	70Ra / 80Ra (-3% lumens)							
Driver	Meanwell HLG							
Dimmable	Optional							
Input Voltage	AC85 - 265V50/60HZ							
DC voltage	DC30 - 50V							
Harmonic Distortion	≤20%							
Power Factor / Efficiency	>0.95 / >90%							
Light Distribution	Symmetrical							
Beam Angle	10° / 30° / 60° / 90° / 120°							
IP Grade / IK Grade	IP67 / IK08							
Life-span	50,000hrs at 40° ambient temperature							
Working Temperature	-40°C / +65°C							
Storage Temperature	-40°C / +65°C							
Material	Aluminum + PC							
Installation	Bracket mounted							

## Green Features

- **Compact**  
Robust enough to withstand the harshest environments and packing punches with outstanding 140 lumens.
- **Beam angle**  
10° to 120° of the brightness in different time schedule set by remote.
- **Multi-directional Modules**  
In 360° Module Rotation  
10° 30° 60° 90° 120°

### Applications

- Stadiums
- Ports & Harbours
- Heavy Industrial
- Sports Tracks
- External Warehouse
- Airports & Stations
- Amusement Parks
- Bridges.



**Outback**  
A+Prismtech Outback Lights Co.

### Contact us NOW!

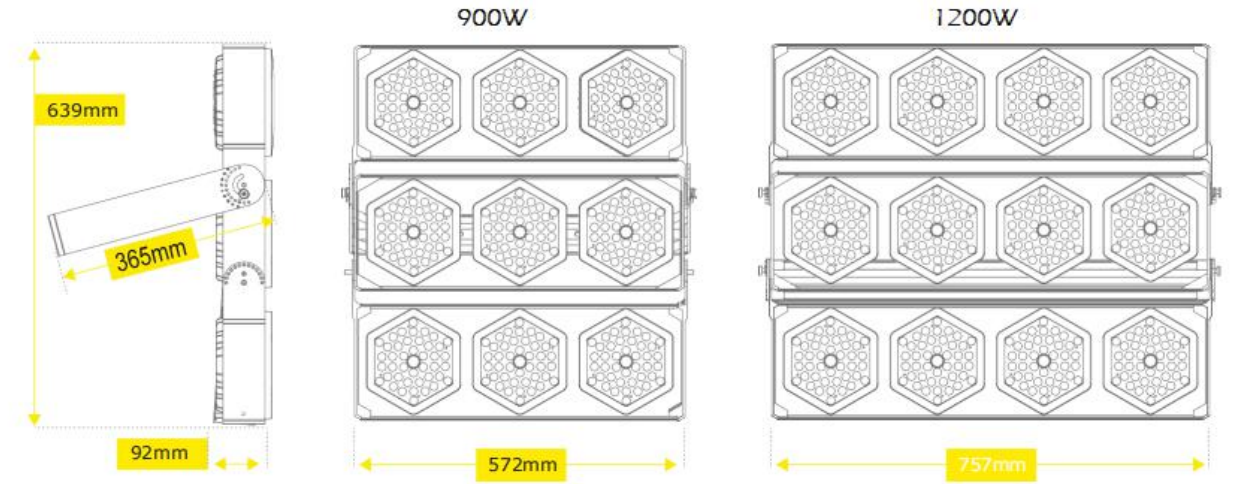
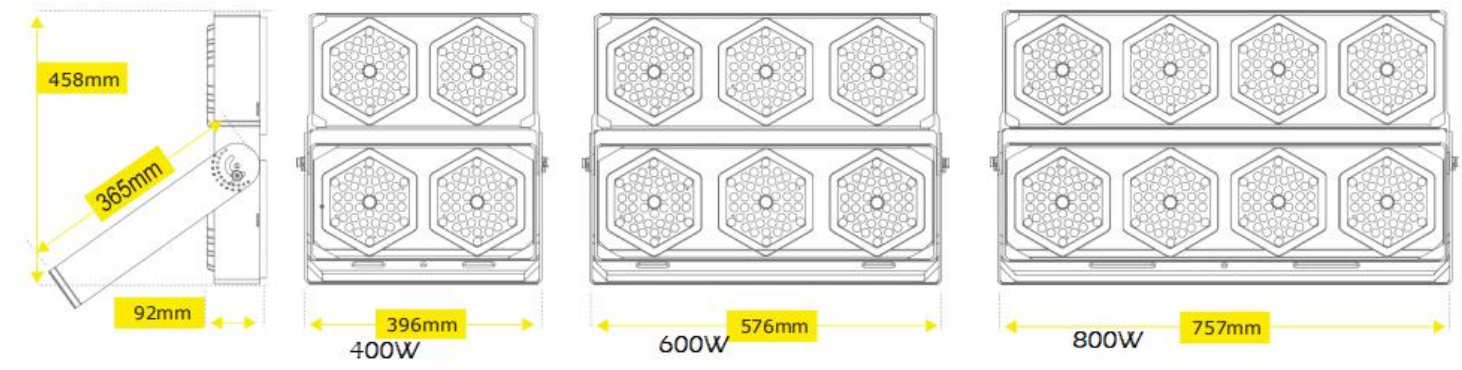
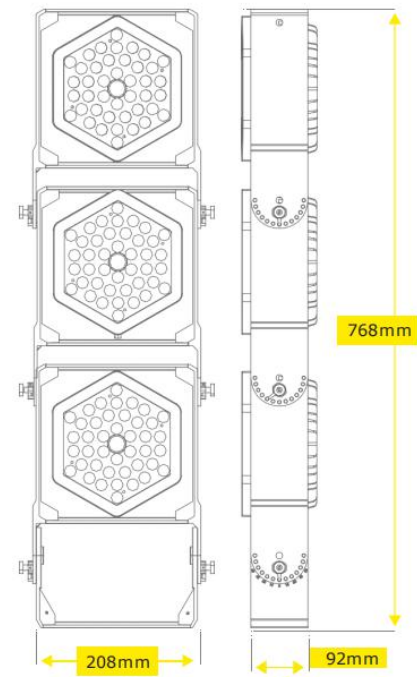
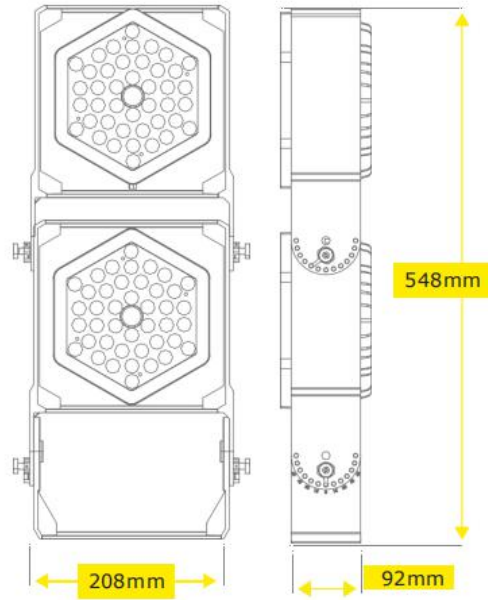
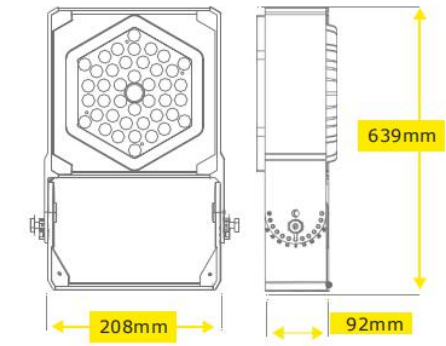
Tel: +86-755-8324 3047  
Fax: +86-755-8324 3048  
Skype: prismoutbacklight  
Email: annie.chen@prismoutbacklight.com

### Contact us NOW!

Tel: +86-755-8324 3047  
Fax: +86-755-8324 3048  
Skype: prismoutbacklight  
Email: annie.chen@prismoutbacklight.com

www.prismoutbacklight.com





	Net Weight	Carton Weight	Carton Size (LWH mm)
100W	4.0kg	4.0kg	410 x 303 x 160
200W	7.4kg	7.4kg	410 x 483 x 160
300W	11.6kg	11.6kg	410 x 663 x 160
400W	14.3kg	14.3kg	410 x 840 x 210
600W	22.0kg	22.0kg	500 x 663 x 240
800W	31.2kg	31.2kg	500 x 840 x 320
900W	33.0kg	??kg	603 x 250 x 635
1200W	43.0kg	43.0kg	710 x 840 x 300

